

Jefferson County, NY COVID-19 Monthly Index

October 2022

Vaccinations in Jefferson County, NY*

People Vaccinated through <u>10/31/2022</u> -	At Least One Dose	Fully Vaccinated
Total	98,604	83,826
% of Total Population	89.8%	76.3%
Population \geq 5 Years of Age	98,185	83,657
% of Population \geq 5 Years of Age	95.0%	82.6%
People First Booster Vaccinated through <u>10/31/2022</u>		42,824
% of Fully Vaccinated Population with a First Booster Dose		51.1%

Source: U.S. Centers for Disease Control.

*Children age 6 months – 5 years became approved to receive vaccine 6/18/2022. Data is pending from the CDC.

Testing Data:

Total Reported Positive through 10/31/2022: 30,749

Source: Jefferson County Public Health Service.

Positive Case Rate per 100,000 population – 114.72

Source: U.S. Centers for Disease Control.

Jefferson County, NY COVID-19 Community Level: [MEDIUM](#)

Source: U.S. Centers for Disease Control.

COVID-19 Community Level is a new rating based on new COVID-19 cases per 100,000 population (7-day total), new COVID-19 hospital admissions per 100,000 population (7-day total), and percent of hospital inpatient beds occupied by COVID-19 patients (7-day average).

Wastewater Results:

SARS-CoV-2 City of Watertown, Wastewater Testing Result, as of 10/26/2022: **HIGH**

SARS-CoV-2 Village of Carthage/West Carthage, Wastewater Testing Result, as of 10/27/2022: **HIGH**

SARS-CoV-2 Thousand Islands Central School District, Wastewater Testing Result, as of 10/27/2022: **HIGH**

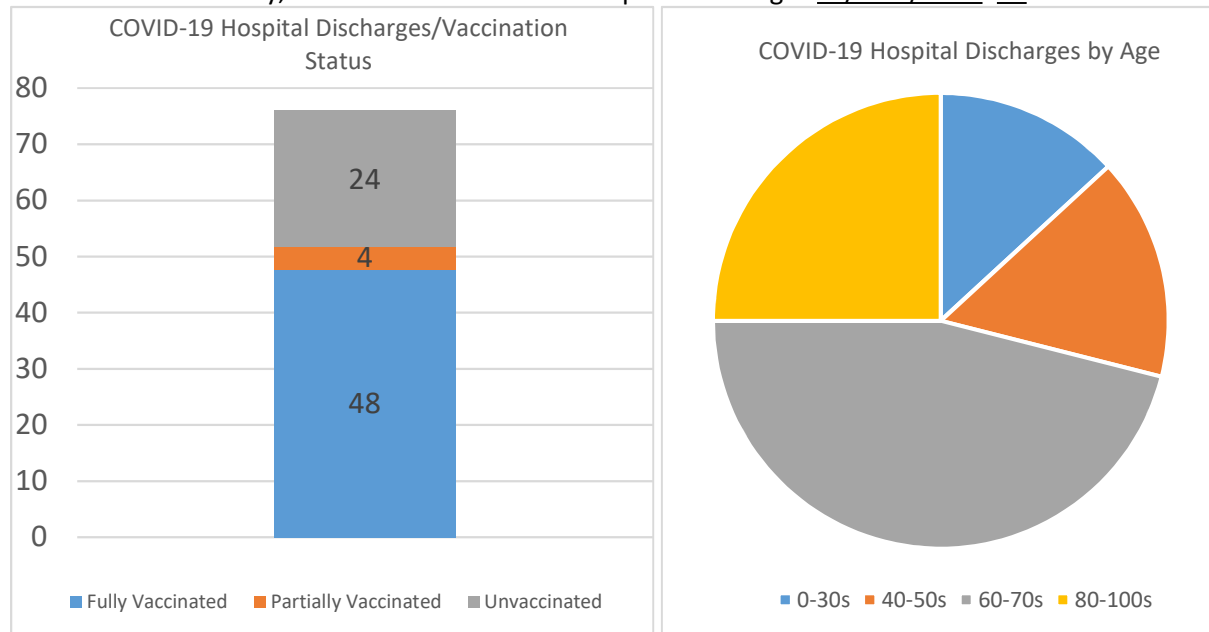
HIGH = COVID-19 quantifiable indicating active transmission with remediation needed immediately.

LOW = COVID-19 detected but not quantifiable indicating early/latent infection or a potential outbreak depending on the size of the sewer shed.

Source: Quadrant Viral Testing, LLC.

Hospital Discharges, October 2022:

Total Jefferson County, NY Residents COVID-19 Hospital Discharges 10/1-31/2022: **76**



Source: Jefferson County Public Health Service; hospital facilities.

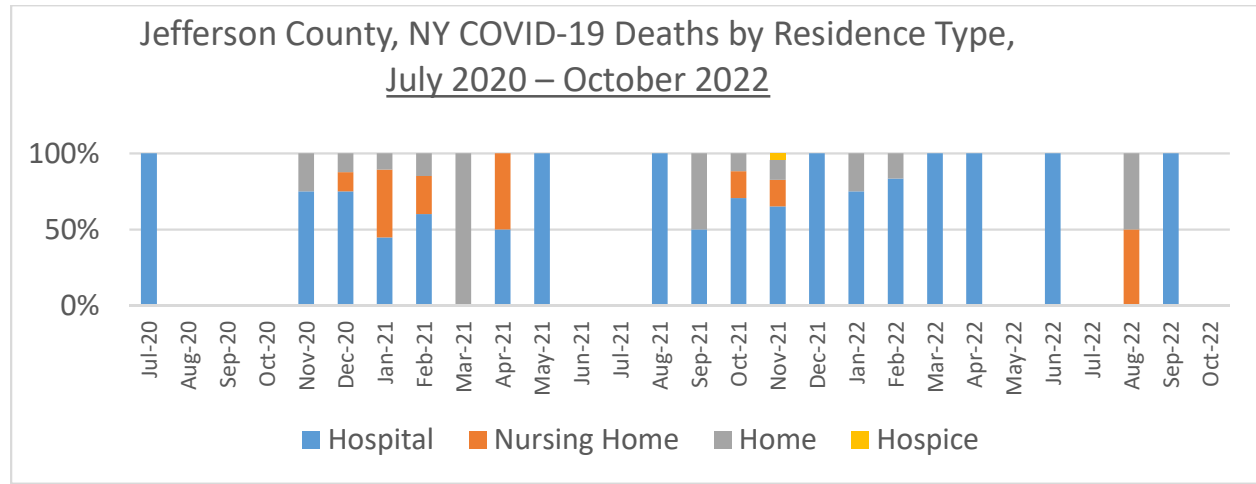
Jefferson County, NY COVID-19 Monthly Index

October 2022

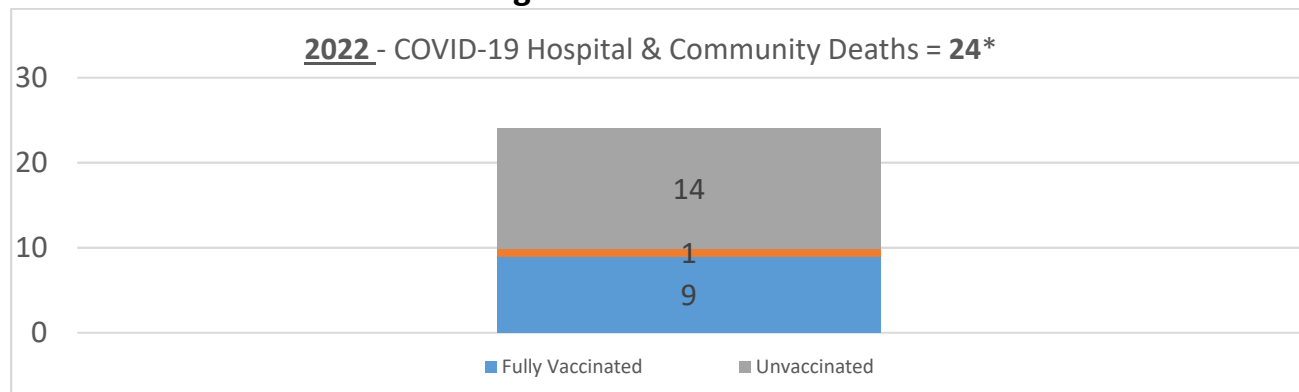
Deaths:

Total Jefferson County, NY Residents COVID-19 Deaths as of 10/31/2022: **169**

July 2020 – 1; August 2020 – 0; September 2020 – 0; October 2020 – 0; November 2020 – 4;
 December 2020 – 8; January 2021 – 48; February 2021 – 20; March 2021 – 1; April 2021 – 2;
 May 2021 – 3; June 2021 – 0; July 2021 – 0; August 2021 – 2; September 2021 – 2; October 2021 – 18;
 November 2021 – 24; December 2021 – 12; January 2022 – 8; February 2022 – 6; March 2022 – 4;
 April 2022 – 2; May 2022 – 0; June 2022 – 1; July 2022 – 0; August 2022 – 2; September 2022 - 1;
October 2022 – 0.



Total Male:	89	Age 30s:	6	Youngest:	30
Total Female:	80	Age 40s:	3	Oldest:	104
TOTAL:	169	Age 50s:	14	Average Age:	75
		Age 60s:	30		
		Age 70s:	43		
		Age 80s:	43		
		Age 90s:	29		
		Age 100s:	1		



*7 Unvaccinated decedents had significant pre-existing conditions. 7 Unvaccinated decedents had no significant pre-existing conditions. 1 Partially vaccinated decedent had no significant pre-existing conditions. 4 Vaccinated decedents had significant pre-existing conditions. 4 Vaccinated decedents had no significant pre-existing conditions but were fully vaccinated >5 months ago and were not boosted. 1 Vaccinated decedent had no significant pre-existing conditions but was fully vaccinated and boosted, with a second booster <5 months ago.

Source: Jefferson County Public Health Service; Jefferson County Medical Examiner.